

Tracking The Journey of Small Mixed WEEE

There is growing concern that small mixed Waste Electrical and Electronic Equipment (WEEE) is entering the UK waste stream. Household waste analysis studies indicate that 1-2% of household black bag waste is made up of WEEE.

So what are UK households doing with their small mixed WEEE?

Household hoarders




78%

have broken Electrical and Electronic Equipment (EEE) in their homes



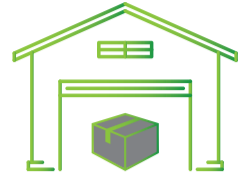
89%

have unwanted or unused EEE in their homes



27%

store smaller broken electronics in their home, garage or shed



26%

store unwanted or unused electricals in their home, garage or shed

Binned

1 in 4 put smaller broken electronics in the general household waste bin

Recycling centre



If items are broken, 43% take them to a household recycling centre...



...but this drops to 11% if the items are unwanted but in good working order

Hand-me-down



A third pass on unwanted electrical items to a friend or family member

Charity first



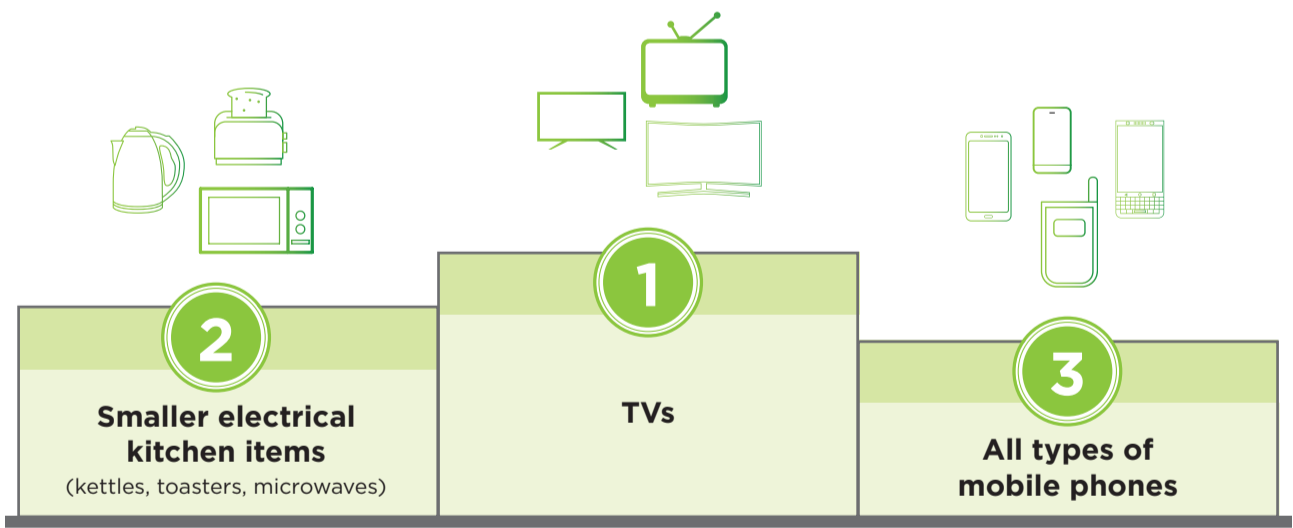
29% would give small EEE that is unwanted but in good working order to a charity shop

The second-hand market

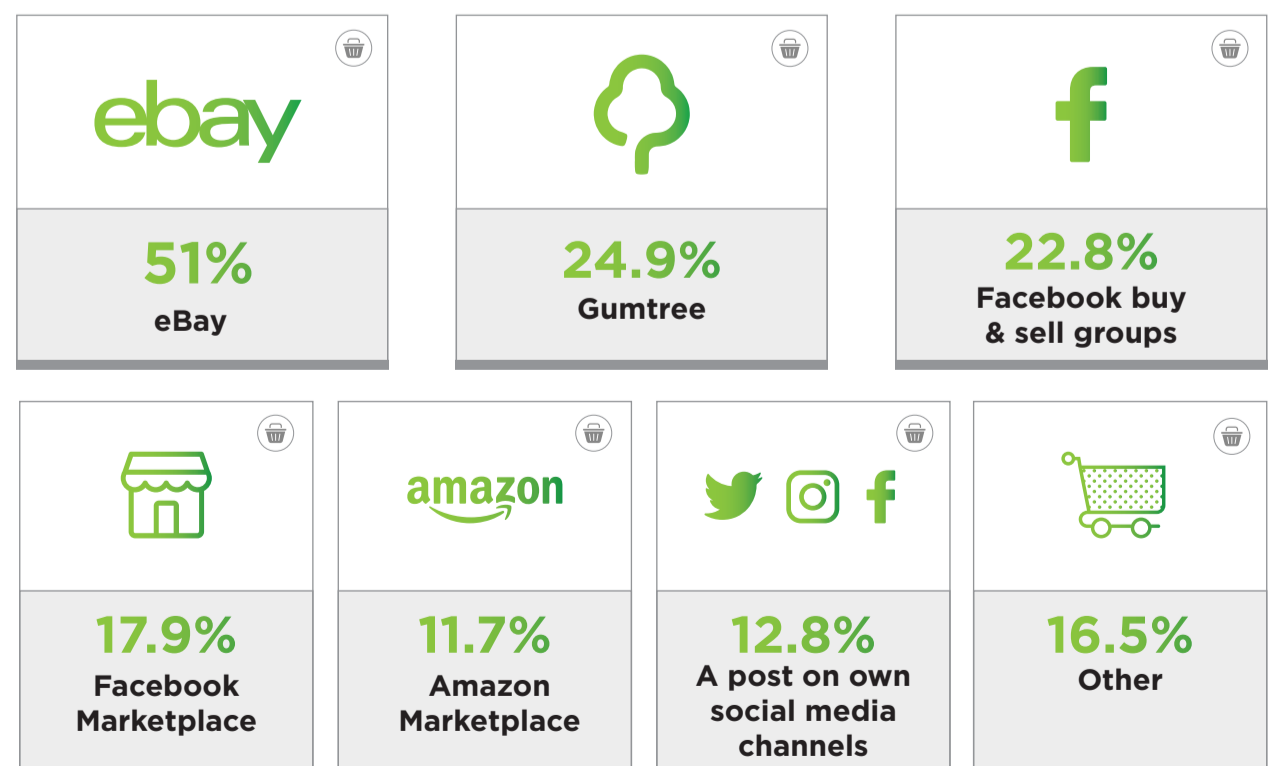


Under 30s are twice as likely to sell items online than over 60s

UK homeowners are most likely to sell:



Where are homeowners selling their EEE?



Discover how the journey of household EEE and WEEE influences implementation of government policy objectives.

Visit www.repic-weee-insights.co.uk and download the latest report from REPIC's Industry Insights Series.

All figures quoted are taken from a 2018 Ginger Comms survey, commissioned by REPIC, polling 1,000 UK homeowners.